

The Annual Quality Assurance Report (AQAR) of the IQAC 2014-15

Part – A

AQAR for the year (*for example 2013-14*)

2014-15

I. Details of the Institution

1.1 Name of the Institution

Sou. Mangaltai Ramchandra
Jagtap Mahila Mahavidyalaya,
Umbraj.

1.2 Address Line 1

A/p- Umbraj. Tal-Karad, Dist-
Satara Pin-415109 Maharashtra

Address Line 2

City/Town

Umbraj

State

Maharashtra

Pin Code

415109

Institution e-mail address

rssmmuks@yahoo.com

Contact Nos.

02164-264235

Name of the Head of the Institution:

Prin. Dr. Jagdale K.B.

Tel. No. with STD Code:

02164-264235

Mobile:

9823608254

Name of the IQAC Co-ordinator:

Prof. Patil L.S.

Mobile:

8698608862

IQAC e-mail address:

latikapatil83@yahoo.com

1.3 NAAC Track ID (*For ex. MHCOGN 18879*)

13054

OR

1.4 NAAC Executive Committee No. & Date:

(For Example EC/32/A&A/143 dated 3-5-2004.

*This EC no. is available in the right corner- bottom
of your institution's Accreditation Certificate)*

EC/PCRAR/57/88

1.5 Website address:

www.mrjcollegeumbraj.org

Web-link of the AQAR:

--

1.6 Accreditation Details

Sr. No.	Cycle	Grade	CGPA	Year of Accreditation	Validity Period
1	1 st Cycle	C+	--	2004	Feb 2009
2	2 nd Cycle	B	2.27	2011	Nov.2016
3	3 rd Cycle	--	--	--	--
4	4 th Cycle	--	--	--	--

1.7 Date of Establishment of IQAC : DD/MM/YYYY

17/01/2005

1.8 Details of the previous year's AQAR submitted to NAAC after the latest Assessment and Accreditation by NAAC ((for example AQAR 2010-11 submitted to NAAC on 12-10-2011)

- i. AQAR 2011-12 on 27/09/2012
- ii. AQAR 2012-13 on 29/10/2013
- iii. AQAR 2013-14 on 29/09/2014

1.9 Institutional Status

University State Central Deemed Private

Affiliated College Yes No

Constituent College Yes No

Autonomous college of UGC Yes No

Regulatory Agency approved Institution Yes No

(eg. AICTE, BCI, MCI, PCI, NCI)

Type of Institution Co-education Men Women
Urban Rural Tribal

Financial Status Grant-in-aid UGC 2(f) UGC 12B

Grant-in-aid + Self Financing Totally Self-financing

1.10 Type of Faculty/Programme

Arts Science Commerce Law PEI (Phys Edu)

TEI (Edu) Engineering Health Science
Management

Others (Specify)

1.11 Name of the Affiliating University (*for the Colleges*)

Shivaji University, Kolhapur

1.12 Special status conferred by Central/ State Government--

UGC/CSIR/DST/DBT/ICMR etc

Autonomy by State/Central Govt. / University

No

University with Potential for Excellence

No

UGC-CPE

No

DST Star Scheme

No

UGC-CE

No

UGC-Special Assistance Programme

No

DST-FIST

No

UGC-Innovative PG programmes

No

Any other (*Specify*)

--

UGC-COP Programmes

YES

2. IQAC Composition and Activities

2.1 No. of Teachers

11

2.2 No. of Administrative/Technical staff

01

2.3 No. of students

--

2.4 No. of Management representatives

2.5 No. of Alumni

2.6 No. of any other stakeholder and
community representatives

2.7 No. of Employers/ Industrialists

2.8 No. of other External Experts

2.9 Total No. of members

2.10 No. of IQAC meetings held

2.11 No. of meetings with various stakeholders: No. Faculty

Non-Teaching Staff Students Alumni Others

2.12 Has IQAC received any funding from UGC during the year? Yes No

If yes, mention the amount

2.13 Seminars and Conferences (only quality related)

(i) No. of Seminars/Conferences/ Workshops/Symposia organized by the
IQAC

Total Nos. International National State

Institution Level

(ii) Themes

2.14 Significant Activities and contributions made by IQAC

- Preparation of AQAR
- Creating awareness regarding NAAC accreditation among staff and other stakeholders.
- Creating awareness in teaching faculty regarding research and effective teaching and learning process.

2.15 Plan of Action by IQAC/Outcome

The plan of action chalked out by the IQAC in the beginning of the year towards quality

enhancement and the outcome achieved by the end of the year *

Plan of Action	Achievements
Promoting research climate	Research publication in journals by faculty, participation in seminar/conferences, paper presentation
Improving teaching, learning and evaluation process	Use of ICT in teaching by faculty, started preliminary exam
Short term courses	Skill-based short-term courses run by the college Competitive examination centre

**Academic Calendar of the year 2014-15 attached as Annexure I.*

2.15 Whether the AQAR was placed in statutory body Yes No

 Management Syndicate Any other body

Provide the details of the action taken

--

Part – B

Criterion – I

I. Curricular Aspects

1.1 Details about Academic Programmes

Level of the Programme	Number of existing Programmes	Number of programmes added during the year	Number of self-financing programmes	Number of value added / Career Oriented programmes
PhD	--	--	--	--
PG	--	--	--	--
UG	01 (B.A.)	--	--	--
PG Diploma	--	--	--	--
Advanced Diploma	--	--	--	--
Diploma	--	--	--	--
Certificate	07	--	07	02
Others	01	--	01	--
Total	08	--	08	02

Interdisciplinary	--	--	--	--
Innovative	--		01(karate)	--

1.2 (i) Flexibility of the Curriculum: CBCS/Core/Elective option / Open options

(ii) Pattern of programmes:

Pattern	Number of programmes
Semester	01
Trimester	--
Annual	--

1.3 Feedback from stakeholders* Alumni Parents Employers
Students
(On all aspects)

Mode of feedback : Online Manual Co-operating schools
(for PEI)

*** Annexure II Feedback analysis**

1.4 Whether there is any revision/update of regulation or syllabi, if yes, mention their salient aspects.

B.A.II Syllabus revised. Revision by university Board of Studies after every three years

1.5 Any new Department/Centre introduced during the year. If yes, give details.

No

Criterion – II

2. Teaching, Learning and Evaluation

2.1 Total No. of permanent faculty

Total	Asst. Professors	Associate Professors	Professors	Others
16	09	04	01	02

2.2 No. of permanent faculty with Ph.D.

05

2.3 No. of Faculty Positions Recruited (R) and Vacant (V) during the year

Asst. Professors		Associate Professors		Professors		Others		Total	
R	V	R	V	R	V	R	V	R	V
--	02	--	--	--	--	--	--	--	--

2.4 No. of Guest and Visiting faculty and Temporary faculty

--	--	02
----	----	----

2.5 Faculty participation in conferences and symposia:

No. of Faculty	International level	National level	State level
Attended	02	14	02
Presented	01	14	04
Resource Persons	--	--	01

2.6 Innovative processes adopted by the institution in Teaching and Learning:

- Use of ICT. Study tour, field visit
- Seminar, project

2.7 Total No. of actual teaching days during this academic year

180

2.8 Examination/ Evaluation Reforms initiated by the Institution (for example: Open Book Examination, Bar Coding, Double Valuation, Photocopy, Online Multiple Choice Questions)

Photocopy, double valuation

2.9 No. of faculty members involved in curriculum restructuring/revision/syllabus development as member of Board of Study/Faculty/Curriculum Development workshop

--	--	01
----	----	----

2.10 Average percentage of attendance of students

80

2.11 Course/Programme wise distribution of pass percentage :

Title of the Programme	Total no. of students appeared	Division				
		Distinction %	I %	II %	III %	Pass %
B.A. III	83	2.40	41	35	--	--

2.12 How does IQAC Contribute/Monitor/Evaluate the Teaching & Learning processes :

- IQAC meeting with staff
- Creating awareness in teaching faculty regarding research and effective teaching and learning process

2.13 Initiatives undertaken towards faculty development

<i>Faculty / Staff Development Programmes</i>	<i>Number of faculty benefitted</i>
Refresher courses	01
UGC – Faculty Improvement Programme	--

HRD programmes	--
Orientation programmes	01
Faculty exchange programme	--
Staff training conducted by the university	--
Staff training conducted by other institutions	--
Summer / Winter schools, Workshops, etc.	--
Others	--

2.14 Details of Administrative and Technical staff

Category	Number of Permanent Employees	Number of Vacant Positions	Number of permanent positions filled during the Year	Number of positions filled temporarily
Administrative Staff	05	03	--	01
Technical Staff	--	--	--	--

Criterion – III

3. Research, Consultancy and Extension

3.1 Initiatives of the IQAC in Sensitizing/Promoting Research Climate in the institution

- Meetings of Research Committee, UGC and IQAC committee with the staff
- Proposals submitted for minor research project to UGC
- Encourage faculty for research publication and paper presentations in seminar/conferences

3.2 Details regarding major projects

	Complete d	Ongoing	Sanctioned	Submitted
Number	--	--	--	--
Outlay in Rs. Lakhs	--	--	--	--

3.3 Details regarding minor projects

	Complete d	Ongoing	Sanctioned	Submitted
Number	01	--	--	--
Outlay in Rs. Lakhs	--	--	--	--

3.4 Details on research publications

	International	National	Others
Peer Review Journals	01	02	--
Non-Peer Review Journals	--	--	--
e-Journals	--	--	--
Conference proceedings	03	08	02

3.5 Details on Impact factor of publications:

Range Average h-index Nos. in
SCOPUS

3.6 Research funds sanctioned and received from various funding agencies, industry and other organisations

Nature of the Project	Duration Year	Name of the funding Agency	Total grant sanctioned	Received
Major projects	--	--	--	--
Minor Projects	--	--	--	--
Interdisciplinary Projects	--	--	--	--
Industry sponsored	--	--	--	--
Projects sponsored by the University/ College	--	--	--	--
Students research projects (other than compulsory by the University)	--	--	--	--
Any other(Specify)	--	--	--	--
Total	--	--	--	--

3.7 No. of books published i) With ISBN No. Chapters in Edited Books

ii) Without ISBN No.

3.8 No. of University Departments receiving funds from

UGC-SAP CAS DST-FIST
DPE DBT Scheme/funds

3.9 For colleges
Scheme

Autonomy

CPE

DBT Star

(specify)

INSPIRE

CE

Any Other

3.10 Revenue generated through consultancy

3.11 No. of
conferences
organized by
the Institution

Level	International	National	State	University	College
Number	--	--	--	--	--
Sponsoring agencies	--	--	--	--	--

3.12 No. of faculty served as experts, chairpersons or resource persons

3.13 No. of collaborations

International

National

Any other

3.14 No. of linkages created during this year

3.15 Total budget for research for current year in lakhs :

From Funding agency
University/College

From Management of

Total

3.16 No. of patents received
this year

Type of Patent		Number
National	Applied	--
	Granted	--
International	Applied	--
	Granted	--
Commercialised	Applied	--
	Granted	--

3.17 No. of research awards/ recognitions received by faculty and research fellows Of the institute in the year

Total	International	National	State	University	Dist	College
--	--	--	--	--	--	--

3.18 No. of faculty from the Institution
 who are Ph. D. Guides
 and students registered under them

3.19 No. of Ph.D. awarded by faculty from the Institution

3.20 No. of Research scholars receiving the Fellowships (Newly enrolled + existing ones)

Any other JRF SRF Project Fellows

3.21 No. of students Participated in NSS events:

University level State level
 National level International level

3.22 No. of students participated in NCC events:

University level State level
 National level International level

3.23 No. of Awards won in NSS:

University level State level
 National level International level

3.24 No. of Awards won in NCC:

University level State level
National level International level

3.25 No. of Extension activities organized

University forum College forum
NCC NSS Any other

3.26 Major Activities during the year in the sphere of extension activities and Institutional Social Responsibility

- NSS-residential camp in a village, village survey, cleaning, tree plantation, health check up camp, cattle check up camp
- Cultural Activity- rally, celebration of Birth and Death Anniversaries of social reformers

Criterion – IV

4. Infrastructure and Learning Resources

4.1 Details of increase in infrastructure facilities:

Facilities	Existing	Newly created	Source of Fund	Total
Campus area	0.40.34R	--	Donation	0.40.34R
Class rooms	20	--	Donation & UGC	20
Laboratories	01	01	UGC & Donation	02
Seminar Halls	01	00	donation	01
No. of important equipments purchased (\geq 1-0 lakh) during the current year.	--	15	UGC	15
Value of the equipment purchased during the year (Rs. in Lakhs)	-	251011/-	UGC	251011/-
Others	--	--	--	--

4.2 Computerization of administration and library

Partially computerised

4.3 Library services:

	Existing		Newly added		Total	
	No.	Value	No.	Value	No.	Value
Text Books	2283	174056	524	29762	2807	203818
Reference Books	6913	938713	712	158111	7625	109682
e-Books	--	--	--	--	--	--
Journals	26	7675	26	11090	--	--
e-Journals	01	5000	01	5000	--	--
Digital Database	--	--	--	--	--	--
CD & Video	42	18514	16	3237	58	21751
Others (specify)	--	--	--	--	--	--

4.4 Technology up gradation (overall)

	Total Computers	Computer Labs	Internet	Browsing Centres	Computer Centres	Office	Departments	Others
Existing	43	02	05	02	-	03	06	03
Added	04	--	--	--	--	--	--	--
Total	47	--	--	--	--	--	--	--

4.5 Computer, Internet access, training to teachers and students and any other programme for technology upgradation (Networking, e-Governance etc.)

Certificate course in office automation
Tally

4.6 Amount spent on maintenance in lakhs :

i) ICT	28400/-
ii) Campus Infrastructure and facilities	30500/-
iii) Equipments	--
iv) Others	--
Total :	58900/-

Criterion – V

5. Student Support and Progression

5.1 Contribution of IQAC in enhancing awareness about Student Support Services

- implementing student –centered activities like- skill-based courses, competitive examination guidance centre,NSS, Scholarships etc

-Ladies Hostel built with UGC financial assistance near to completion

5.2 Efforts made by the institution for tracking the progression

-Principal through committee meetings and committee reports supervise the progression

-Scholarship committee (having Teachers and clerk as member) work for getting government scholarships to the students

5.3 (a) Total Number of

UG	PG	Ph. D.	Others
299	--	--	--

students

(b) No. of students outside the state

--

(c) No. of international students

--

No	%

Men

No	%
299	100

Women

Last Year						This Year					
General	S C	S T	OB C	Physically Challenged	Total	General	S C	ST	OB C	Physically Challenged	Total
262	19	--	23	--	329	213	33	--	31	--	308

Demand ratio 1:1.15

Dropout %

5.4 Details of student support mechanism for coaching for competitive examinations (If any)

- Competitive Exam Guidance Centre
-Guest lectures

No. of students beneficiaries

5.5 No. of students qualified in these examinations

NET SET/SLET GATE CAT
IAS/IPS etc State PSC UPSC Others

5.6 Details of student counselling and career guidance

- Competitive Exam Guidance Centre
-Guest lectures

No. of students benefitted

5.7 Details of campus placement-----

<i>On campus</i>			<i>Off Campus</i>
Number of Organizations Visited	Number of Students Participated	Number of Students Placed	Number of Students Placed
--	--	--	--

5.8 Details of gender sensitization programmes

5.9 Students Activities ---

5.9.1 No. of students participated in Sports, Games and other events

State/ University level National level
International level

No. of students participated in cultural events

State/ University level National level
International level

5.9.2 No. of medals /awards won by students in Sports, Games and other events

Sports : State/ University level National level
International level

Cultural: State/ University level National level
International level

5.10 Scholarships and Financial Support

	Number of students	Amount
Financial support from institution	06	3860
Financial support from government	44	96245
Financial support from other sources	--	--
Number of students who received International/ National recognitions	09(Central Sector Scholarship by central govt)	90000

5.11 Student organised / initiatives ---

Fairs : State/ University level National level

International level

Exhibition: State/ University level National level

International level

5.12 No. of social initiatives undertaken by the students

5.13 Major grievances of students (if any) redressed: Nil

Criterion – VI

6. Governance, Leadership and Management

6.1 State the Vision and Mission of the institution

Annexure-III

6.2 Does the Institution has a management Information System

Yes

6.3 Quality improvement strategies adopted by the institution for each of the following:

6.3.1 Curriculum Development

Nil

6.3.2 Teaching and Learning

- Encourages use of ICT
- Observes lesson notes, academic diary, syllabus completion reports
- Takes result analysis from the departments and individual teachers and action regarding that
- Best teacher award by Sanstha
- RQMS- Rayat Quality Management System management's annual accreditation of the college

6.3.3 Examination and Evaluation

NIL

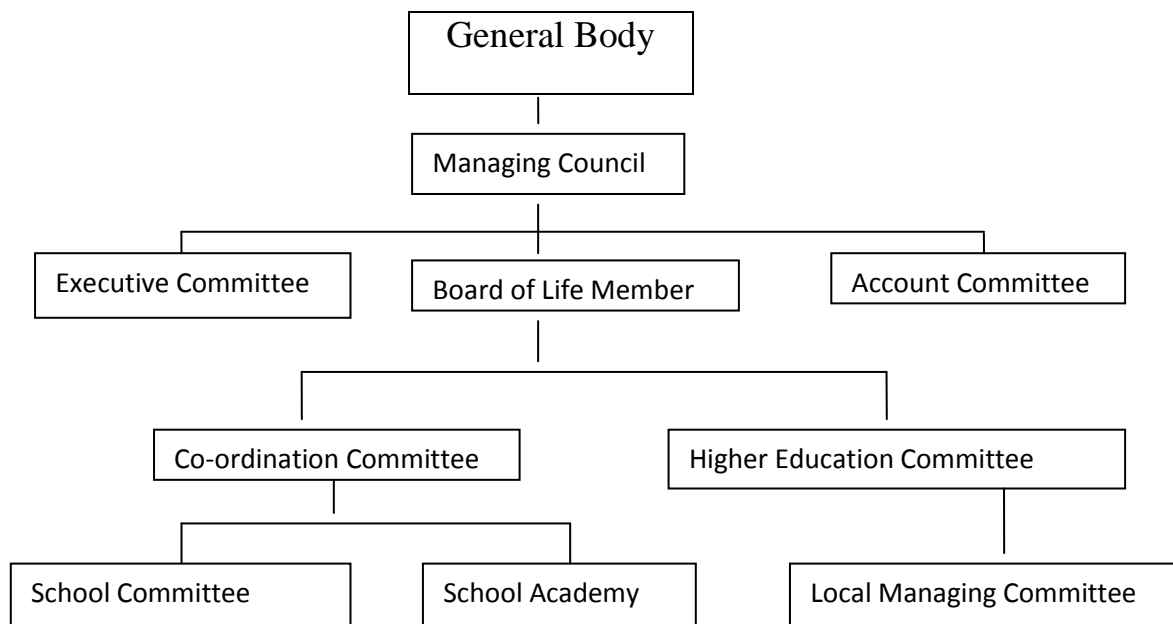
6.3.4 Research and Development

- Encouragement for UGC fellowship
- Awards for researchers.

6.3.5 Library, ICT and physical infrastructure / instrumentation

Financial assistance for library and infrastructure

6.3.6 Human Resource Management



6.3.7 Faculty and Staff recruitment

- As per university and state government rules
- Transparent recruitment by head institute Rayat Shikshan Santha, Satara

6.3.8 Industry Interaction / Collaboration

- 1) Collaboration with MKCL
- 2) Collaboration with 'Dnyandeep Foundation, Pune' For Beauty Parlour Course

6.3.9 Admission of Students

- As per university and government rules
- On merit basis

6.4 Welfare schemes for

Teaching	1) Rayat Co-operative bank 2) Laxmibai Bhaurao Patil Credit Society 3) Scholarship's for Employee's wards by Sanstha
Non teaching	1) Rayat Co-operative bank 2) Laxmibai Bhaurao Patil Credit Society 3) Scholarship's for Employee's wards by Sanstha 4) Training programmes
Students	Earn and Learn Scheme

6.5 Total corpus fund generated

125184/-

6.6 Whether annual financial audit has been done

Yes

No

6.7 Whether Academic and Administrative Audit (AAA) has been done?

Audit Type	External		Internal	
	Yes/No	Agency	Yes/No	Authority
Academic	--	--	yes	Rayat Shikshan Sanstha
Administrative	yes	State govt	yes	Principal and sanstha

6.8 Does the University/ Autonomous College declares results within 30 days?

For UG Programmes

Yes

No

For PG Programmes

Yes

No

6.9 What efforts are made by the University/ Autonomous College for Examination Reforms?

- Semester pattern
- Internal evaluation for B.A.I
- Internal evaluation for B.A.III with Seminars and Projects
- District wise Central Assessment Centres

6.10 What efforts are made by the University to promote autonomy in the affiliated/constituent colleges?

- Internal Assessment for B.A. I
- Projects and Seminars for B.A.III

6.11 Activities and support from the Alumni Association

Nil

6.12 Activities and support from the Parent – Teacher Association

Nil

6.13 Development programmes for support staff

Nil

6.14 Initiatives taken by the institution to make the campus eco-friendly

- Tree plantation
- Use of solar energy

Criterion – VII

7. Innovations and Best Practices

7.1 Innovations introduced during this academic year which have created a positive impact on the functioning of the institution. Give details.

- Participation in Yuva Mahotsav
- Seminar, project, preliminary examination
- Karate course for F.Y.B.A. students

7.2 Provide the Action Taken Report (ATR) based on the plan of action decided upon at the beginning of the year

--

7.3 Give two Best Practices of the institution (*please see the format in the NAAC Self-study Manuals*)

- Skill based short term courses
- Open access to library

** annexure iv*

7.4 Contribution to environmental awareness / protection

- Tree plantation
- Campus Cleaning by NSS Students

7.5 Whether environmental audit was conducted?

Yes

No

7.6 Any other relevant information the institution wishes to add. (for example SWOT Analysis)

- Strengths: sufficient infrastructure, Dedicated staff, student oriented short term courses
- Weaknesses: limited sports, extension activities, limited space for library,
- Opportunities: collaboration with industries, interdepartmental collaborations for new short term-courses, innovations in teaching-learning
- Threats: increasing strength of students, placements of the students

8. Plans of institution for next year

- To strengthen the competitive examination centre
- To organize seminar and conferences/workshops
- To increase university rankers
- To increase placements of students

Name _____ Name _____

Signature of the Coordinator, IQAC *Signature of the of the Chairperson, IQAC*

_____***_____

Annexure I

Rayat Shikshan Sanstha's
Sou.Mangaltai Ramchandra Jagtap Mahila Mahavidyalaya,Umbraj
ACADEMIC CALENDAR
2014 -2015

JUNE					
First Half		Date	Second Half		Date
1	Staff Meeting	10/06/2014	1	Teaching Plan	16/06/2014
2	Display of Admission Schedule	10/06/2014	2	Meeting of Admission Committee	17/06/2014
3	Meeting of Time Table Committee	13/06/2014	3	Meeting of Discipline Committee	18/06/2014
4			4	Preparation of Time Table	20/06/2014
			5	Department Meeting for workload distribution	21/06/2014
			6	Opening Address by Principal to student	23/06/2014
			7	Staff Meeting with Principal	23/06/2014
JULY					
1	Submission of requirement of book to Library	03/07/2014	1	Meeting of Sexual Harassment Prevention cell	15/07/2014
2	Enrollment of NSS volunteers	07/07/2014	2	Meeting of Short Term committee	17/07/2014
3	Staff Meeting with Principal	10/07/2014	3	Meeting of NSS committee	18/07/2014
4	Meeting of Anti ragging cell	11/07/2014	4	Meeting of Staff Academic	21/07/2014

5	College Result submission to Sanstha	12/07/2014	5	MPSC Cell Meeting	22/07/2014
6	IQAC meeting	14/07/2014	6	Academic Dairy Checking	31/07/2014
7	Inaugural Function of Vangmay Mandal	14/07/2014			
AUGUST					
1	Inaugural Function of MPSC Cell & Short Term courses	04/08/2014	1	Submission of major/minor research proposal to BCUD/UGC/other	16/08/2014
2	Meeting of Student Council Committee	05/08/2014	2	Meeting of Grivances Redressal cell	18/08/2014
3	Extra Curricular activities	06/08/2014	3	Certificate Distribution [B.P.Course]	20/08/2014
4	Kanti Din Departmental Activities	11/08/2014	4	Shawansari Departmental Activities	27/08/2014
5	Establishment of Student Council	14/08/2014	5	Staff Academy Lecture	28/08/2014
6	Meeting of Cultural Activities	14/08/2014	6	Academic Dairy Checking	30/08/2014
SEPTEMBER					
1	Meeting of Cultural Activities	01/09/2014	1	Staff Academy Lecture	16/09/2014
2	Teachers Day Cultural Activities	05/09/2014	2	Elocution & Singing Competition	18/09/2014
3	Meeting of NSS committee	09/09/2014	3	Essay writing/Reading Poetry/Mehandi Competition	19/09/2014
4	Inaugural Function of NSS	10/09/2014	4	AQAR meeting	20/09/2014
5	IQAC meeting	11/09/2014	5	Dr.Karmveer Birth Anniversary	22/09/2014
6	Meeting of Examination Committee	13/09/2014	6	Hindi Din Departmental Activities	23/09/2014

7	Staff Meeting with Principal	14/09/2014	7	Blood Group & H.B. Checking Camp	24/09/2014
8			8	Meeting of RQMS	25/09/2014
9			9	Collection of student feedback forms & its analysis	27/09/2014
			10	Dr.Karmveer Birth Anniversary Programe	29/09/2014
			11	Academic Dairy Checking	30/09/2014
OCTOBER					
1	Mahatma Gandhi & Lal Bhadur Shashtri Jayanti	02/10/2014	1	Submission of Syllabus/ First semester	15/10/2014
2	Meeting of Short Term committee	04/10/2014	2	Departmental Meeting	16/10/2014
3	Students Seminar	06/10/2014	3	Academic Dairy Checking	17/10/2014
4	Meeting of RQMS	07/10/2014	4	Term End Meeting	18/10/2014
5	Preliminary Examination	10/10/2014	5	Diwali vacation	
6	Participation in University Activities	11/10/2014			
NOVEMBER					
1	Second Term Staff Meeting	10/11/2014	1	Departmental Activities	15/11/2014
2	Maulana Azad Jayanti [Shikshak Din]	11/11/2014	2	NSS Meeting	22/11/2014
3	University Examination	12/11/2014	3	Academic Dairy Checking	30/11/2014
DECEMBER					
1	Staff Academy Lecture	01/12/2014	1	Meeting of RQMS	16/12/2014

2	Meeting of NSS	03/12/2014	2	IQAC meeting	18/12/2014
3	Meeting of NSS	05/12/2014	3	Organization of Seminar/Conference	22/12/2014
4	NSS Special Camp	08/12/2014	4	Organization of Study Tour	27/12/2014
5	Organization of Parents Meeting	12/12/2014	5	Meeting of Gymkhana Committee	28/12/2014
			6	Academic Dairy Checking	31/12/2014
JANUARY					
1	Test/Tutorial	05/01/2015	1	Cultural Activities[Sari Day& Fun Day]	15/01/2015
2	Meeting of Library Committee	07/01/2015	2	IQAC meeting	18/01/2015
3	Meeting of UGC Committee	12/01/2015	3	Staff Meeting	24/01/2015
4	Geography Day Departmental Activities	14/01/2015	4	Independent Day	26/01/2015
			5	Annual Sports & Cultural Events	28/01/2015
			6	Staff Meeting	30/01/2015
			7	Academic Dairy Checking	31/01/2015
FEBRUARY					
1	Meeting of Examination Committee	01/02/2015	1	Meeting of Culture committee	20/02/2015
2	Preliminary Examination	10/02/2015	2	Farewell Function	25/02/2015
3	Annual Prize Distribution	12/02/2015	3	World Marathi Day	27/02/2015
			4	Science Exhibition	28/02/2015
			5	Academic Dairy Checking	28/02/2015
MARCH					

1	Meeting of Cultural Activities	02/03/2015	1	University Examination	15/03/2015
2	World Women Day	08/03/2015	2	Meeting of	18/03/2015
3			3	Academic Dairy Checking	30/03/2015
APRIL					
1	Laxmibai Patil Punyatithi	02/04/2015	1	Submission of Syllabus	18/04/2015
2	Mahatma Fule Jayanti	11/04/2015	2	Staff Meeting	20/04/2015
3	Dr.Babasheb Ambedakar Jayanti	14/04/2015	3	Term End Meeting	30/04/2015

Chairman

Principal

Annexure II

Rayat Shikshan Sanstha's

Sou. Mangaltai Ramchandra Jagatap Mahila Mahavidyalaya

Umbraj, Tal- Karad Dist Satara.

:: Feedback Report:

Year 2014-15

Feedback is most important means of evaluating the college performance. College has collected the feedback from the student for evaluating the performance of college in the academic year 2014-15. Questions are asked in the feedback was about the teaching, evaluating methods, library facility, sports facilities, teacher's performance, extracurricular activities, administrations of the college.

Feedbacks on Syllabus, teachers, course of teaching and evaluation, overall rating are collected from the students and collected feedback is analyzed by the committee.

1.1 Feedback on the syllabus

Colleges and universities need to be continually concerned with issues of curriculum assessment and reform. Curriculum reform, however, is often based solely on information regarding course content.

In this feedback form question asked is based on learning value, depth and coverage of course, relevance of syllabus to the life.

Table No. 1: Student Attitude toward the syllabus

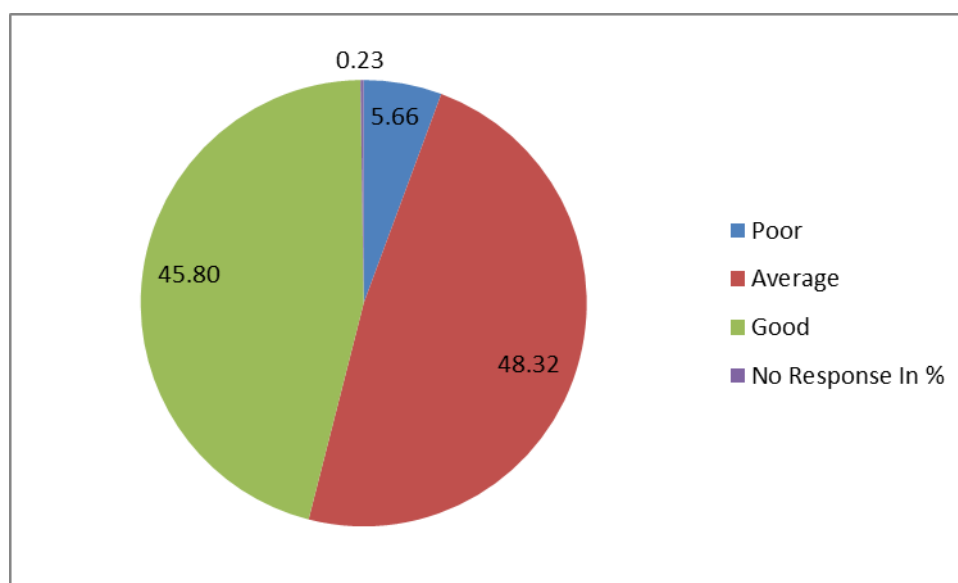
Sr. No	Courses	Poor (0-5 marks)	Average (6-8 Marks)	Good (9 to 10)	No Response	Total
1	Learning Value	5	45	59	0	109
2	Applicability/Relevance to real life	7	62	40	0	109
3	Depth of the course	3	55	51	0	109

	content					
4	Extent of coverage of course	3	65	41	0	109
5	Internal Evaluation	18	49	42	0	109
6	Clarity and relevance of reading material	5	61	43	0	109
7	Library material /books	4	44	61	0	109
8	Extent of effort required by student	5	45	56	3	109
9	Relevance /learning value of project/ Report	10	68	31	0	109
10	Value for placement	4	60	45	0	109
11	Conceptual clarity	8	40	61	0	109
12	Fairness of evaluation	2	38	69	0	109
	Total	74	632	599	3	1308

Table No. 1: Student Attitude toward the syllabus in %

Courses	Poor	Average	Good	No response
Learning Value	4.59	41.28	54.13	0.00
Applicability/Relevance to real life	6.42	56.88	36.70	0.00
Depth of the course content	2.75	50.46	46.79	0.00
Extent of coverage of course	2.75	59.63	37.61	0.00
Internal Evaluation	16.51	44.95	38.53	0.00
Clarity and relevance of reading material	4.59	55.96	39.45	0.00
Library material /books	3.67	40.37	55.96	0.00
Extent of effort required by student	4.59	41.28	51.38	2.75
Relevance /learning value of project/ Report	9.17	62.39	28.44	0.00
Value for placement	3.67	55.05	41.28	0.00
Conceptual clarity	7.34	36.70	55.96	0.00
Fairness of evaluation	1.83	34.86	63.30	0.00
Total	5.66	48.32	45.80	0.23

Chart No 1. Student Attitude toward the syllabus



The above table indicates that 48.80% students are satisfied on the syllabus whereas 48.32% are averagely satisfied on syllabus. However 5.66% students are not satisfied present curriculum.

5. Overall Retting of Program

The table no 3 and 4 and chart no 2 indicates the overall rating on the program of student.

Table no 3. Overall Retting of Program

Sr.No.	Content	Very good	Good	Average	Poor	Very poor	Total
1	Academic Content	27	29	1	0	0	57
2	Useful Teaching Material	13	29	14	1	0	57
3	usefulness of study-groups in further learning	35	19	3	0	0	57
4	Timelines Practical	10	39	5	0	3	57
5	Educative value of M.P.	9	27	20	1	0	57

	Placement						
6	Helpful feedback	14	31	4	3	5	57
7	Fairness of evaluation	16	21	18	2	0	57
8	Interaction with faculty	27	28	1	1	0	57
9	Interaction with administration	21	13	22	1	0	57
10	Library facilities	30	21	6	0	0	57
11	Computer facilities	20	29	7	1	0	57
12	Recreational facilities	22	12	18	4	1	57
13	Extra activities	16	33	5	2	1	57
14	Sports facilities	43	12	2	0	0	57
		303	343	126	16	10	798

Table no 4. Overall Retting of Program in %

Sr.No.	Content	Very good in %	Good %	Average %	Poor %	Very poor %
1	Academic Content	47.37	50.88	1.75	0.00	0.00
2	Useful Teaching Material	22.81	50.88	24.56	1.75	0.00
3	usefulness of study-groups in further learning	61.40	33.33	5.26	0.00	0.00
4	Timelines Practical	17.54	68.42	8.77	0.00	5.26
5	Educative value of M.P. Placement	15.79	47.37	35.09	1.75	0.00
6	Helpful feedback	24.56	54.39	7.02	5.26	8.77
7	Fairness of evaluation	28.07	36.84	31.58	3.51	0.00
8	Interaction with faculty	47.37	49.12	1.75	1.75	0.00
9	Interaction with administration	36.84	22.81	38.60	1.75	0.00
10	Library facilities	52.63	36.84	10.53	0.00	0.00
11	Computer facilities	35.09	50.88	12.28	1.75	0.00
12	Recreational facilities	38.60	21.05	31.58	7.02	1.75
13	Extra activities	28.07	57.89	8.77	3.51	1.75
14	Sports facilities	75.44	21.05	3.51	0.00	0.00
	Total	37.97	42.98	15.79	2.01	1.25

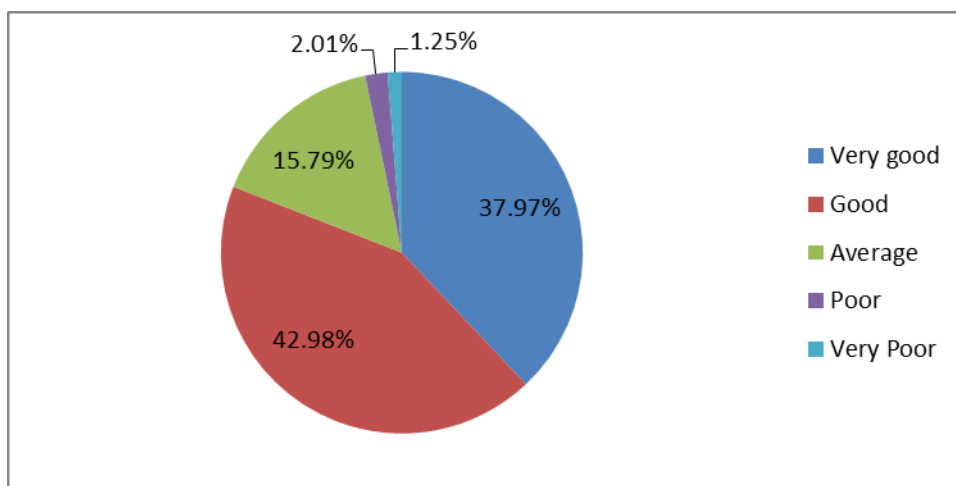


Chart No.2 Overall Rating of the program

Table no. 3 ,4 and chart no 2 indicates that 42.98% (good) and 37.97% (very good) students are satisfied on program whereas remain student not satisfied on program of college.

3. Feedback on the teacher (Teacher Evaluation)

Feedback is obtained from student for the evaluation teachers. Questions are asked on perception of the student toward the any four teachers based upon teacher's knowledge, teaching style, honesty etc. Feedback is analyzed by committee as fallows.

Sr.No	Attributes	Marks Given by student			Total
		Poor (1 to 5 marks)	Average (6-8 marks)	Good (9-10 Marks)	
1	Communication Skills	0	24	116	140
2	Preparation	0	20	120	140
3	Teaching of study course in classroom	0	24	116	140
4	Creation of interest	2	38	100	138
5	ability to establish the relation of syllabus with the life	0	46	94	140
6	ability to establish the relation of syllabus with other syllabus	0	38	102	140
7	accessibility of the teacher in and out of the class	0	24	116	140

8	ability to design/ Quiz/ examination/ assessment project	0	36	104	140
9	timeliness feedback	0	25	114	139
10	Knowledge base	0	40	100	140
11	honesty and attachment with student	0	14	126	140
		2	329	1208	1537

Table no 5: Teacher Evaluation by student

Sr.No.	Attributes	Poor%	Average%	Good %
1	Communication Skills	0.00	17.14	82.86
2	Preparation	0.00	14.29	85.71
3	Teaching of study course in classroom	0.00	17.14	82.86
4	Creation of interest	1.45	27.54	72.46
5	ability to establish the relation of syllabus with the life	0.00	32.86	67.14
6	ability to establish the relation of syllabus with other syllabus	0.00	27.14	72.86
7	accessibility of the teacher in and out of the class	0.00	17.14	82.86
8	ability to design/ Quiz/ examination/ assessment project	0.00	25.71	74.29
9	timeliness feedback	0.00	17.99	82.01
10	Knowledge base	0.00	28.57	71.43
11	honesty and attachment with student	0.00	10.00	90.00
	Total	0.13	21.41	78.59

Table no. 4 Table no 5: Teacher Evaluation by student

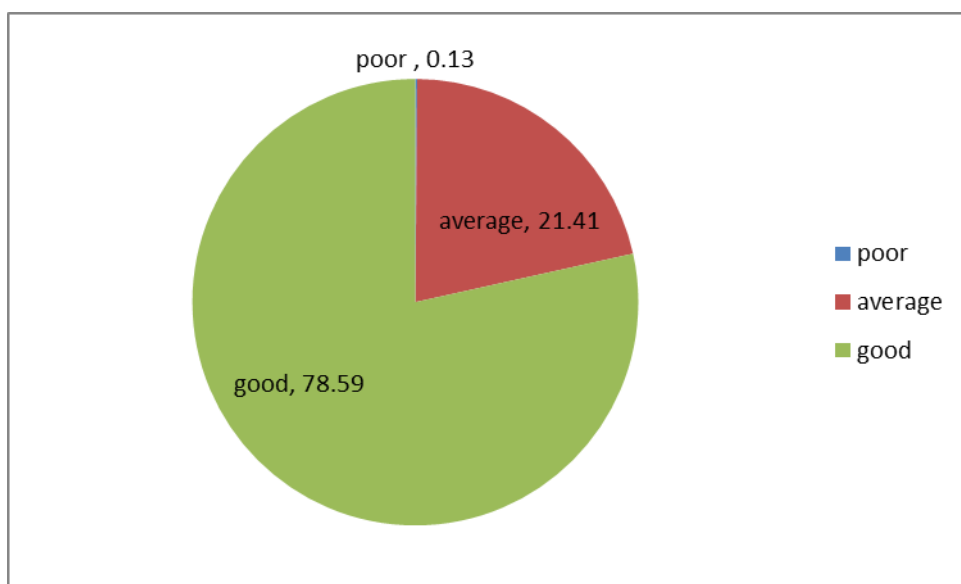


Chart no.3 Teacher Evaluation by student

According to Table no 3, 4 and chart no 3 shows the teachers assessment by the students. It indicates that 78.59% students are satisfied on teacher's knowledge and teaching methods.

4. Infrastructure Facility

Some question asked to student relating to infrastructure facility of the college. the detail analysis is as follows

Sr. no	Facilities	Satisfied	Not Satisfied	no response	Total
1	Prospectus before admission	40	2	0	42
2	library facility	37	3	2	42
3	computer and Internet	39	3	0	42
4	Sports Facility	40	1	1	42
5	Complain Box	40	1	1	42
6	Health Facility	33	6	3	42
	Total	229	16	7	252

Table no. 7. Student feedback on infrastructure facility of college

--

Sr. no	Facilities	Satisfied	Not Satisfied	No Response	Total
1	Prospectus before admission	95.24	4.76	0.00	100.00
2	library facility	88.10	7.14	4.76	100.00
3	computer and Internet	92.86	7.14	0.00	100.00
4	Sports Facility	95.24	2.38	2.38	100.00
5	Complain Box	95.24	2.38	2.38	100.00
6	Health Facility	78.57	14.29	7.14	100.00
	Total	90.87	6.35	2.78	100.00

Table no. 7. Student feedback on infrastructure facility of college in %

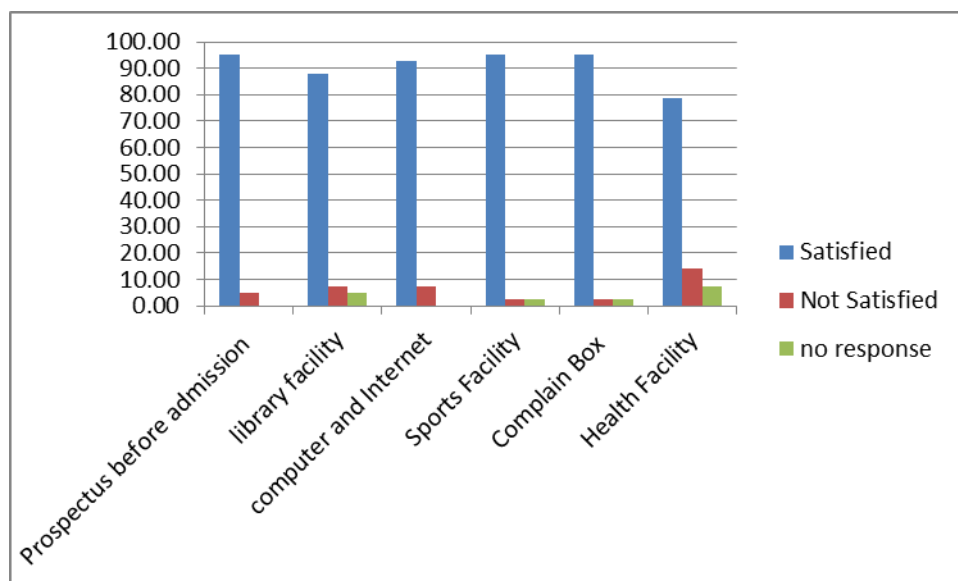


Chart No.4 Student feedback on infrastructure facility of college

Chart no 7 indicates that students are satisfied on the available infrastructure, library sports facility.

5. Student Relation

Question relating to the relation of the student with teacher, other college staff and with other college student after course complete was asked. The relation was found as follows

1	Relation after the Course complete	Very Good	Good	poor	
2	Student Teacher	9	27	3	39
3	Student- Staff	33	6	0	39
4	Student -Student	31	5	5	41
	Total	73	38	8	119
Sr. no	Relation after the Course complete In %				
2	Student Teacher	23.08	69.23	7.69	100.00
3	Student- Staff	84.62	15.38	0.00	100.00
4	Student -Student	75.61	12.20	12.20	100.00
	Total	61.34	31.93	6.72	100.00

Table. No. 8: Student Relation

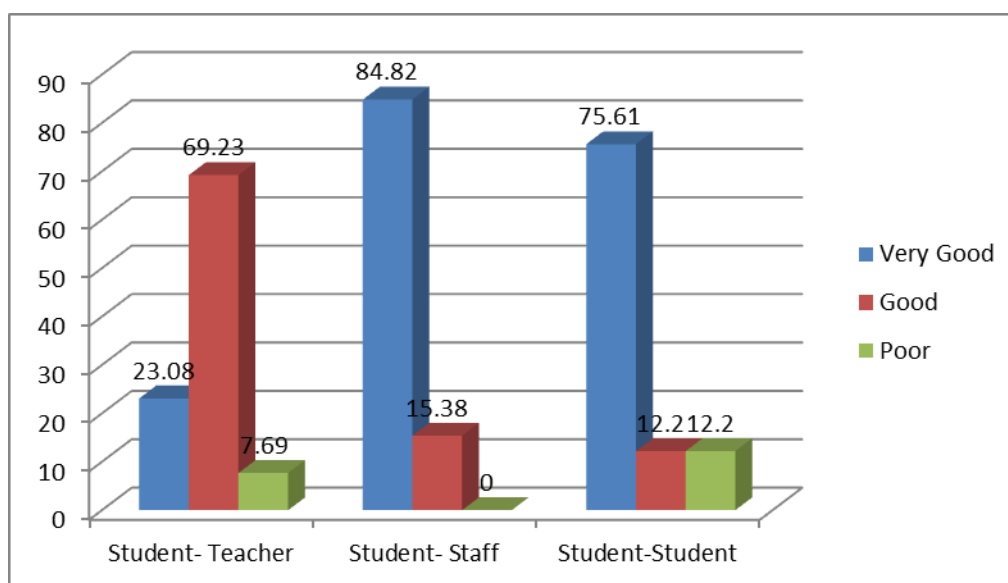


Chart No. 5: Student Relation

The above table and chart shows the very good relation maintaining by the student with Teacher, staff and with college friends.

6. Analysis of Student Course and Teaching evaluation.

Feedback on Analysis of Student Course and Teaching evaluation was collected from 61 students. The collected feedbacks analyzed by committee.

- According to student feedback 25 (40.98%) student says 91-100% syllabus was taught whereas (59.02) students says 75-90% syllabus was taught by teacher
- No of 56 (91.80%) student says that teachers teach with the preparation on concern topic whereas 5 (8.20%) student says teacher not teach with preparation
- No of 2 (3.28%) student says teacher used question answer method whereas the 37(60.66%) student says Discussion method used by teacher. And 11 (18.03) student says teacher discuss on the topic out of class.
- Student no 45 (73.77) was completed their homework/assignment and out of 96% student said about good impact of assignment on their study.

- No. of 56 (91.80%) student says teacher are polite.

Conclusion

As per the UGC recommendation student feedback was taken in 5 form i.e. 1. Student's course and teaching evaluation, 2. Teacher Evaluation 3. Student's Program evaluation, 4. Syllabus Evaluation 5. Overall rating program by student. the committee was analyses the feedback form. Above feedback indicates that students are satisfied with the college facility and teaching whereas few students are not satisfied with some aspects of college and need to improve in this regard.

Feedback committee

01 . Prof. Dhakne B. D.

02 Prof. Tambe M. G.

Principal

Annexure III

Vision:

Education to all the classes of society, especially to the downtrodden, economically and socially backward sections of society.

Mission:

- To impart liberal and vocational education, from pre-primary to university level, to the rising generations.
- To provide education to the people from remote places, tribal, rural, semi-urban and urban areas by establishing educational institutions.
- To provide education to all the classes of society, especially to the downtrodden, economically and socially backward sections of society.
- To provide education to women by establishing girls' schools, high schools and colleges.
- To provide training and quality improvement of teachers and non-teaching employees of the Sanstha.
- To enrich the dignity of labour and to make arrangements for providing education against manual labour.
- To promote the acquisition of knowledge and to offer opportunities for upgrading the knowledge, training and skills in all fields of human endeavour by developing educational network with use of modern communication media and technologies.
- To promote among the students a sense of equality, national integration, social justice and to act as a catalyst in socio-economic transformation for national development.
- To make arrangements for promoting healthy atmosphere, corporate life and welfare of students and employees.

Annexure IV

Rayat Shikshan Sanstha's

Sou.Mangaltai Ramchandra Jagtap Mahila Mahavidyalaya Umbraj

Short Term Courses

2014 – 2015

Sr. No	Course Name	Students
1	Certificate course in office Automation	22
2	Spoken English	20
3	Tally	45
4	Dress Making	48
5	Beauty Parlour	35
6	Cookery	32
7	Balwadi Teacher Teaching Course	18
8	MPSC	20